


Features and Benefits

- Small size and self-shielded
-Weight: 0.2g
- Flat passband with low loss
- Rejection of LO and image frequencies
- Repeatable performance
- Low part-to-part variation
- Ease of assembly
- Standard SMT processes

Applications

- Satellite Communications
- Upconverters
- Downconverters

Part Number PSF29B01V2S



28.25 - 29.25 GHz Bandpass Filter

High Q surface mount filter for satellite up and down converters.

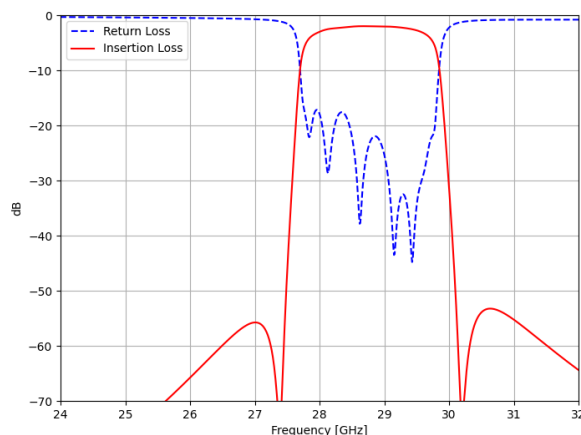
Description

Nuvotronics PolyStrata® Technology provides high performance filtering in a small form factor (10.14mm x 4.0mm x 1.1mm). The PSF29B01V2S surface-mount filter provides low insertion loss, a flat passband, and high rejection. Typical rejection is 55 dB at 950 MHz below the pass band. This part is ideal for satellite up and down converter applications. The filter is compliant with standard SMT assembly processes. Tape and reel packaging is available for bulk orders.

Typical Electrical Performance*

Parameter	Frequency Range (GHz)	Min	Typ	Max
Passband Insertion Loss (dB)	28.25 - 29.25	-	2.5	3
Passband Return Loss (dB)		12	15	-
Rejection (dB)	DC - 27.3	50	55	-

*The specifications above are valid at ambient temperature. Insertion loss performance over -40°C to 85°C may vary by +/- 0.2 dB.



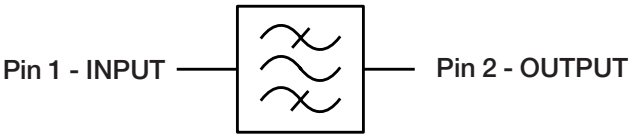
Additional Details

Special Handling / Storage Instructions	
Storage	IAW IPC-4553A
ESD Sensitivity	None
Ordering Information	PSF29B01V2S
Standard Packaging	Tape and Reel
Alternative Packaging Available	Waffle Pack
Component Termination Finish	Immersion Gold
Export Certifications	5A991.a

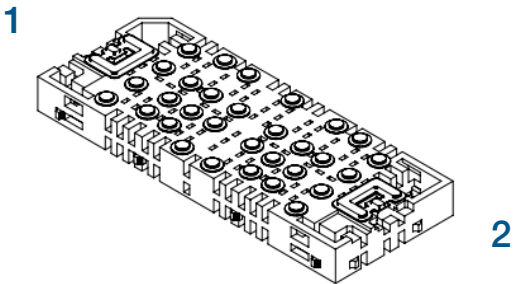
Absolute Maximum Ratings

Power	TBD
Operating Temp	-55°C to 125°C
Solder Reflow	260°C max. for 10 seconds, 3 cycles
Epoxy Attach	150°C max. for 90 minutes

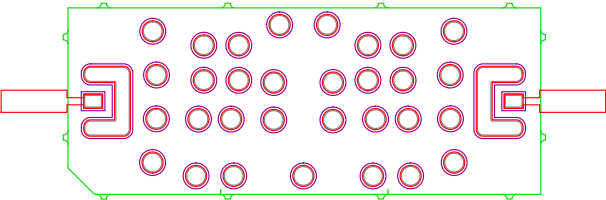
Simplified Block Diagram



Component View

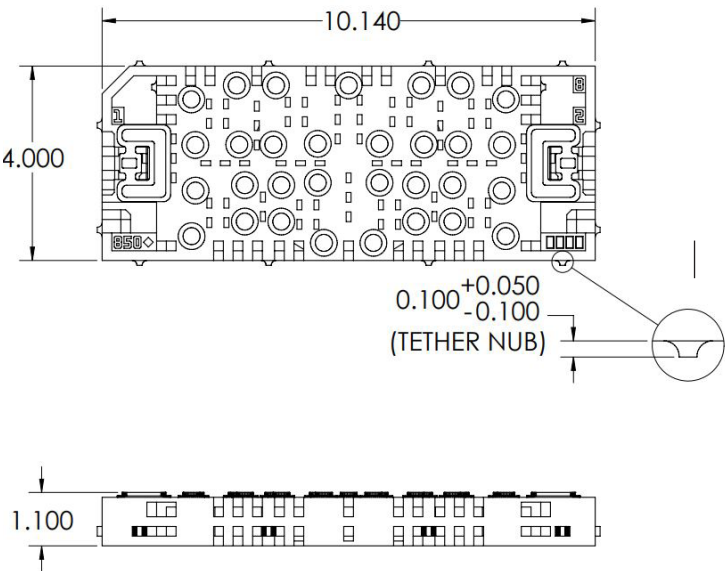


PCB Layout



Legend: TOP METAL  SOLDER MASK  PART OUTLINE 

Mechanical Drawing



Drawings available upon request